

2025 CAN-AM ORIGIN®



CAN-AM ORIGIN

- Dual-Sport electric motorcycle
- Versatile motorcycle designed for On and Off-Road riding
- High ground clearance and suspension travel to overcome obstacles
- Lightweight design for excellent handling

PACKAGE HIGHLIGHTS

- 10.25 in. touchscreen display with BRP Connect® and Apple CarPlay¹
- Liquid-cooled system: battery, inverter, motor and on-board charger
- Charging from 20-80 % in only 50 minutes
- Single-sided swingarm with chaincase
- Active and Passive Regen
- Reverse function
- LinQ® integration for accessorization
- Full KYB¹ suspension with 10 in. (255 mm) of suspension travel

*BRIGHT WHITE MODEL SHOWN

ECO / RAIN MODE / SPORT MODE / OFF-ROAD MODE / LINQ COMPATIBLE / BRP CONNECT APPLE CARPLAY

MOTOR

Type	ROTAX® E-POWER, liquid-cooled
Power	47 hp peak (35 kW) / 27 hp continuous (20 kW)
Torque Motor	Peak: 53 lb-ft (72 Nm) from 0 to 4600 RPM
Top Speed/Sustained	80 mph (129 km/h)
Acceleration	4.3 seconds: 0-60 mph (0-100 km/h)

BATTERY

Type	Integrated, lithium-ion
Capacity	8.9 kWh
Cooling System	Liquid-cooled: battery, inverter and on-board charger
Estimated Range (when fully charged)	City: 90 miles (145 km) Combined (WMTC*): 71 miles (115 km) Sustained 50 mph (80 km/h): 52 miles (84 km)
Function	Active Regen, Passive Regen
Charger	On-board charger: 6.6 kW (Level 1 & Level 2 compatible)
Connector	Type 1 J1772
Charging Time: Level 2 (240 V)	50 min. (20-80%) 1 hour 30 min. (0-100%)
Charging Time: Level 1 (120 V)	3 hours 10 min. (20-80%) 5 hours 15 min. (0-100%)



DRIVETRAIN

Transmission	Clutchless direct drive
Final Drive	Chaincase with silent chain
Function	Reverse function

CHASSIS

Swingarm	Single-sided swingarm
Rake	30°
Trail	4.6 in. (118 mm)
Front Suspension/Travel	KYB 43 mm inverted fork / 10 in. (255 mm)
Rear Suspension/Travel	KYB HPG shock with adjustable preload, compression and rebound / 10 in. (255 mm)
Front Brake	J.Juan² 2-piston floating caliper, 320 mm disc
Rear Brake	J.Juan 1-piston floating caliper, 240 mm disc
Front Tire	Dunlop¹ D605 90/90 R21 (with tube)
Rear Tire	Dunlop D605 120/80 R18 (with tube)
Wheels	Spoked wheel, Carbon black
Front Wheel Size	21 x 1.85 in. (533 x 47 mm)
Rear Wheel Size	18 x 2.5 in. (457 x 63.5 mm)

COLOR

	Bright White
	Carbon Black

DIMENSIONS

L x W x H (with mirrors)	86.8 x 33.9 x 55.7 in. (2,204 x 861 x 1,414 mm)
Wheelbase	59 in. (1,503 mm)
Seat Height	34 in. (865 mm)
Ground Clearance	10.8 in. (274 mm)
Curb Weight	412 lb (187 kg)
Maximum Vehicle Load	745 lb (338 kg)

INSTRUMENTATION

Type	10.25 in. touchscreen display with BRP Connect
Navigation System	Apple CarPlay
Drive Modes	Normal, ECO, Rain, Sport, Off-Road, Off-Road+
Handlebar Control	Backlit handlebar control module

SAFETY & SECURITY

ABS	Anti-Lock Braking System
MTC	Motorcycle Traction Control

WARRANTY & EXTENDED SERVICE


Vehicle Warranty	2 years
Battery Warranty	5 years / 31,068 miles (50,000 km)
Extended Service Terms	B.E.S.T. terms available from 12 to 36 months for vehicle excluding battery

FEATURES

- LED headlight
- Glove box with USB port
- LinQ anchor points
- Skid plate

*WMTC: World Motorcycle Test Cycle

Feature highlights



1 Liquid-cooled system

Industry-leading cooling system: battery, inverter, on-board charger and motor are liquid-cooled. Liquid cooling offers a more efficient cooling process, optimizing charging speed and performance in almost any conditions compared to an air-cooled system.



2 10.25 In. Touchscreen display with BRP Connect and Apple Carplay

A high-resolution infotainment system that puts an interactive, informative and customizable experience that's both seamless and simple, right at your fingertips.



3 Chaincase

The chaincase protects the high-quality silent chain from the elements and keeps it lubricated with oil. An automatic tensioner ensures perfect chain tension without the need for regular maintenance.




*CARBON BLACK MODEL SHOWN



4 Passive and Active Regen

When the accelerator is released, Passive Regen gives back some energy to the battery while decelerating. Active Regen gives up to 4 time more power to the battery and offer greater deceleration. Both Regen can be adjusted depending on your preference.



5 Lightweight architecture

The battery is an integral part of the chassis, reducing the number of parts and the overall weight of the motorcycle, making it very agile and easy to handle.



6 Off-Road performance

Front and rear KYB suspension with 255 mm (10 in.) of suspension travel to absorb the difficult terrain combined with the standard riding position that helps standing up to overcome obstacles in control.

Key accessories



Full LinQ and LinQ Nano integration



1 **LinQ Adjustable Windshield**
(219401113)



3 **LinQ Top Case (36 L)**
(219401202)



5 **Passenger Seat**
(219401216)



2 **LinQ Nano Tank Bag**
(219401203)



4 **LinQ Saddlebags (22 L)**
(219401197)